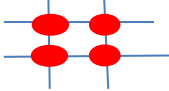





## Top ten tips for taking pictures

1.	get down on their level
2.	use a plain background
3.	use flash outdoors
4.	move in close
5.	take some vertical pictures
6.	lock the <b>focus</b> - hold camera steady (two hands) and hold the shutter half way down then take the picture
7.	move it from the middle (rule of thirds) 
8.	types of pictures you want/need to take CU – MS - WS
9.	watch the light
10.	be a picture director

		
CU- close up shot (face/head)	MS – medium shot (waist up)	WS – wide shot (establishing shot)